

# HOW DOES IT WORK?

## TECHNOLOGY


CATAGO's FIR-Tech Pro products work with Active Carbon fibers and are particularly suitable for use with tendons, joints and muscles. The purpose is to stimulate and promote the self-healing processes, that are always present within the body. It has been shown, that the effects of Active Longwave Infrared Radiation significantly help to increase the blood flow and reduce tension in muscles. These relaxing properties of Active Long-Wave Infrared Radiation makes the FIR-Tech pro products very suitable to be used for sport, wellness and relaxation.

## RECOMMENDED USE

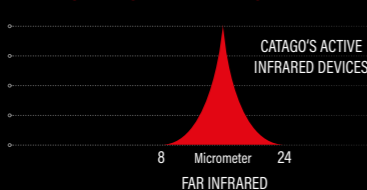
In just a few minutes, the Active Infrared unit reaches its core temperature and provides constant Long-Wave Infrared Heat which is very pleasant, comforting and relaxing for muscles and the connective tissue.

The device has an integrated button and the Active Infrared Heat can be adjusted in 3 levels to ensure the most convenient experience.

It can be used before or after any strain is placed on the tissue in order to achieve regeneration.



## FIR-TECH PRO - WAVELENGTH




The FIR-TECH Pro products must not be used in the event of acute injuries or inflammations



## ELDORADO A/S

Ole Rømersvej 31-35 . DK-6100 Haderslev  
Tel. : +45 7452 0888 . E-mail: sales@catago.dk  
www.eldorado.dk



Version: 08-2025

## WARNING AND IMPORTANT INSTRUCTIONS

- Read the instructions carefully !
- Inside the product is a far infrared unit and a Li-Ion battery.
- Please keep these operating instruction for future reference.
- The FIR-TECH PRO products must only be used in accordance with this safety requirements.
- The products are only to be used with animals.
- Do not use when the animal is sensibly to heat.
- Only use the original charger supplied with the product.
- Do not operate the products near heating sources.
- Do not cover the products.
- Do not immerse any of the FIR-TECH PRO products in water.
- Do not rinse them under running water.
- Do not use the FIR-TECH PRO products in a damp environment.
- Do not use the FIR-TECH PRO products if the electrical connection, or the mains adapter have come into contact with any kind of moisture.
- The products must not be placed near an open fire or a major source of heat.
- Do not allow children to play with the products.
- Before each time you use them, check that the products haven't been damaged.
- Under no circumstances should you operate the product if one of the components is defective.
- If the mains adapter have been damaged, you should only replace them with original parts.
- Do not try to open any of the components or repair them yourself.
- You should only use the mains adapter that was originally supplied to charge the battery.
- Under no circumstances should you use a device other than the original mains adapter.
- When charging, do not use a socket that is loose or in which the mains plug does not firmly engage.
- Do not use the FIR-TECH PRO products while it is being charged.
- Never leave the FIR-TECH PRO products and its accessories unsupervised when it is being charged or when it is switched on.
- Disconnect the battery when it is not in use.
- The FIR-TECH PRO product is not suitable for mains adapters produced by any other manufacturer.
- When storing or operating the product, ensure that no heavy objects are placed on top of it or can fall onto it.
- Do not drop the product on the floor.
- During charging, use and storage, ensure ambient temperatures of +5°C to +40°C and relative air humidity of 25% to a maximum of 85%.
- The FIR-TECH PRO products are not meant to be used continuously.
- Avoid folding, twisting, or squeezing the FIR-TECH PRO products.
- Keep the products away from any sharp, pointed, or abrasive objects.
- Store the products in a clean, dry place.
- Do not dispose of this safety information.
- Do not throw into the fire.

## WHAT TO DO IF YOU COME INTO CONTACT WITH BATTERY ELECTROLYTES

- Eyes: rinse with clean water for at least 15 minutes, without rubbing the eyes.
- Skin: thoroughly wash affected areas of the skin with soap and running water.
- If inhaled: ensure an immediate supply of fresh air and/or oxygen.
- If swallowed: if liquid is ingested by mistake, immediately rinse out the mouth.
- Disposal: if possible, use protective equipment and mop up any liquid with an absorbent cloth. Any waste must only be disposed.

## SYMBOLS AND DECLARATIONS



Warning! The documents supplied with the device must be read before using it. All the safety measures must be complied with.



The batteries should be disposed of separately. Take the battery to an official collection point in order to ensure that it is properly disposed of. Information about disposal: Do not dispose of the device in household waste! In accordance with the Waste Electrical & Electronic Equipment Directive, electronic devices must be disposed of via the local collection points for waste electronic equipment.



Within the EU, this symbol indicates that this product must not be disposed of in household waste. Old equipment/appliances contain valuable materials which can and should be recycled, as well as to avoid damaging the environment and/or human health as a result of uncontrolled waste disposal. Please dispose of used equipment/appliances via appropriate collection systems, or send the device to the place where you bought it for disposal. They will then recycle the materials used in the device.



Conforms to EC Directives "Conformité Européenne"



Read the operating instructions

Care instruction for the FIR-TECH PRO products



Remove battery before cleaning  
Do not wash battery or charger

## CHARGING THE BATTERY

- The battery must be fully charged before you use the device for the first time - and if the battery is low.
- The rounded end of the charging device must be inserted into the relevant socket on the battery and insert the charging device into the wall socket.
- Once the leads have been connected and the charging process has begun in the correct fashion, this is indicated on the charging device with a solid red light.
- The solid red light turns into a solid green light once the battery has been fully charged.
- Once charging has been completed, unplug the charging device from the wall socket and disconnect the rounded plug from the battery.
- Charging depends on several factors, and the time required to complete it may vary.
- However, this doesn't indicate that the device is faulty. The process can take longer if the battery is cold and the ambient temperature is low.
- The battery life is determined by the choice of heating level and also depends



7.4V Battery - 2600 mAh  
for PRO TENDON PAD, NECK and BACK BRACE

7.4V Battery - 2200 mAh  
for PRO DOG COAT

7.4V Battery - 1200 mAh  
for PRO RIDING GLOVES



12V Battery - 2600 mAh  
for PRO BACKWARMER and DOG PILLOW

12V Battery - 3500 mAh  
for PRO NECK PIECE and QUARTER RUG



## OPERATING THE FIR-TECH PRO DEVICES



Connect the FIR-TEC PRO device to the battery



Turn on the device by pushing the button operated switch for 3 seconds



Turn off the device by pushing the button operated switch again for 3 seconds

- on the ambient temperature.
- If the battery is depleted, the device will switch off.
- In order to achieve optimal results, please ensure that the battery is fully charged before every application.
- Please charge and store the battery at room temperature.
- Battery size and charger device varies depending on purchased FIR-TECH PRO product
- Charging the battery may takes between 90 and 240 minutes depending on ambient temperature and capacity of the battery.
- Use only original FIR-TECH PRO charging devices and batteries.
- Using other devices will damage the product, the battery or the charging device.
- When using other devices, the warranty immediately becomes invalid.
- Warranty on batteries are limited to one year.

## CHARGING PROCESS AND ACTION STEPS, IF YOU FEEL, THAT THE BATTERY HAS NOT THE FULL POWER

- Always use the charger that comes with the FIR-TECH Pro products.
- In some occasions, the battery which comes with the FIR-TECH Pro products may take extra time to fully charge the battery. Especially when the battery is charged for the first time.
- If the charging process is interrupted, it could cause the battery to extend the charging time.
- Charge the battery completely and do not interrupt the charging process.
- Do not unplug the charging cable from the battery. Even if the green light is lit on the charger, please let the battery connected to the charger for at least 12 hours.
- Do not unplug the charger from the wall socket and let the battery connected to the wall charger. That would deplete the battery over time.

## BATTERY OPERATION TIME

- The battery operation time depends on the level being used (red/white/blue) as well as strongly depends on the ambient temperature.
- The lower the ambient temperature, the shorter the operation time.
- Using the battery with the FIR-TECH Pro products can be done at lower temperature but it is important to know, that using the battery below 0°C can deplete the battery rapidly.
- Depending on the ambient temperature, the battery operation time for the FIR-TECH Pro products is as follows:
- HIGH (red): 20-30 minutes
- MEDIUM (white): 25-40 minutes
- LOW (blue): 30-50 minutes
- It is advisable to charge the battery at room temperature to keep the battery's health status on an optimum level.



Highest level - RED



Medium level - BLUE



Lowest level - GREEN

A WORLD OF  
FUNCTIONALITY, WELLBEING AND THERAPY

# FIR-TECH PRO COLLECTION

+

## Operating Instructions



## FIR-TECH PRO USES ACTIVE LONGWAVE INFRARED HEAT RADIATION

### BENEFITS FROM OUR FIR-TECH PRO PRODUCTS:

- Stimulates and promotes the selfhealing process
- Increased bloodflow and reduced tension in muscles
- comfortable and relaxing for muscles and the connecting tissue

IT CAN BE USED BEFORE OR AFTER ANY STRAIN IS PLACED ON THE TISSUE IN ORDER TO ACHIEVE REGENERATION.



PRO TENDON PAD - TO BE USED TOGETHER WITH CATAGO FIR-TECH STABLE BOOT AS SHOWN HERE.



### PRO TENDON PAD


01 Black

To be used together with Catago FIR-Tech stableboot!



### PRO QUARTER RUG

01 Black



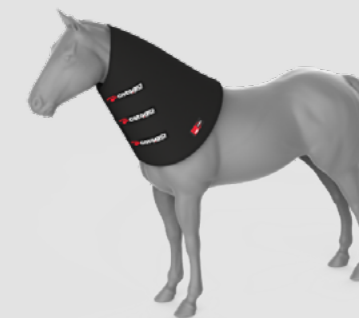
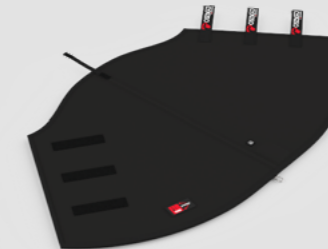
### PRO BACKWARMER

01 Black



### PRO NECK PIECE

01 Black



### DOG PILLOW

01 Black



### PRO DOG COAT

01 Black



### FIR-TECH PRO PRODUCTS FOR HUMANS

#### PRO NECK BRACE

01 Black



#### PRO RIDING GLOVES

#### PRO BACK BRACE

01 Black

